



# WEGC Range Safety Presentation



How to get there




Creek conditions, line to call in for status: (909) 921-3359





Challenge members at a closed gate; code security







Top Gun bay



# WEST END GUN CLUB

## UPPER RANGE

### SHOTGUN RANGE

TRAP & SKEET OPEN 8am  
2nd Sunday - 4th Sunday  
1st Saturday - 3rd Saturday/Limited  
Members Welcome  
2nd Wednesday - 4th Wednesday  
\$7 Members / \$8 Guests

### 300yd. RIFLE RANGE

OPEN 7am  
Monday  
Tuesday  
Thursday  
Friday



Hours of operation long range and shotgun range





Main line procedures for when range staff are present and not present



Full members use the two boxes to sign their guests in after hours; or when range staff is not present!





Road to upper range and hours of upper ranges





325, 450, and 500 yard ranges





Operational policy for all three





Road to shotgun and rifle







Impact view from impact





Shotgun range and parking





Youth rimfire .22





Times and rules





Back bays for long range








Additional back bays

# Bays 101,102,103





# Matches At WEGC

All Match information and sign-ups are found  
on the website.

<https://www.wegc.org/wegc-matches/>

# Steel Challenge

## 1<sup>st</sup> Saturday





# 3 GUN

## 4<sup>th</sup> Saturday



# 3 GUN





# NRL-22

## 4<sup>th</sup> Sunday





# Cowboy Action

## 1<sup>st</sup> Saturday/3rd Saturday





# Silhouette

- Rimfire 1<sup>st</sup> Sunday
- Center Fire 4<sup>th</sup> Sunday



# Shotgun Range

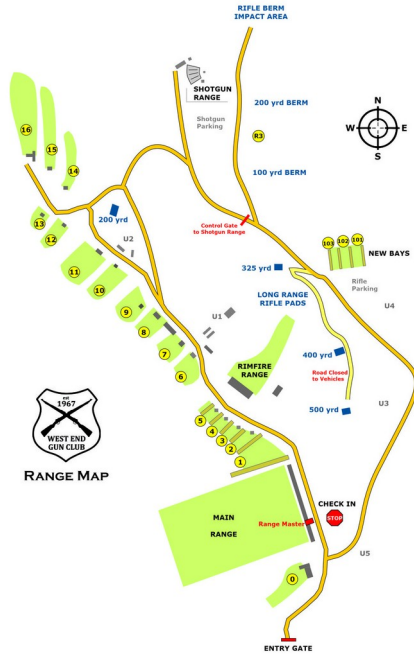
- First and 3<sup>rd</sup> Saturday
- Second and 4<sup>th</sup> Sunday
- 2<sup>nd</sup> and 4<sup>th</sup> Wednesday





# Map of the Range

## Download Map





Questions?